


New/Remodel Commercial Plan Review Checklist

Project Address: _____ Project Name: _____

The City of Wallis has adopted the 2006 International Building, Residential, Plumbing, Mechanical, Fuel / Gas and Energy Conservation Codes and the 2005 National Electrical Code. Prior to permit issuance, all properties must have an approved plat and site plan released from the Zoning Administrator. Permit Application with an original signature must be complete and submitted with the following information:

- _____ (3) **Site Plans to include:** (Must submit a filed plat of lot)
Legal Description (lot, block, subdivision), All easements, Property lines and lot Dimensions, North area and scale, Proposed structure and all existing buildings, Existing and proposed location of utility poles, pad mounted transformers
- _____ (3) **Parking lot layout plans**
- _____ (3) **Grading plans**
- _____ **OSSF documentation, if applicable**
- _____ (2) **Commercial Energy Code Compliance** To include Lighting Compliance, Mechanical Compliance and Building Envelope, if applicable.
- _____ (3) **Sets of plans** to include floor plan, exterior elevations, roof design, Foundation plan, MEP design, construction details, window/door schedule, Shear wall details
- _____ **Fire lane location and construction plans and details, Fire suppression system plans and documents, Fire alarm system plans.**
- _____ **Driveway approaches and drainage culverts - Engineered plans**
(Driveways accessing State Highways require TXDOT permit)
- _____ **TDLR # - Architectural Barriers Registration** (if \$50,000.00 or over)
- _____ **Asbestos Survey** (if demo or remodel)
- _____ **Contractor Registration required for General, Electrician, Plumber, Mechanical, Irrigator, Backflow Tester**



Commercial Permit Submittal Requirements

CONSTRUCTION DOCUMENT SUBMITTALS: Three (3) copies of the completed set of construction documents are required for plan review. Construction documents must be submitted along with completed permit application form.

- An additional set of plans may be required for fire sprinklered buildings

Note: Drawings containing a label such as "not for construction" or "for pricing only" will not be accepted for permit application.

PROFESSIONAL LICENSE: Each drawing and document shall be sealed, signed, dated and designed by a State of Texas Registered Architect, Registered Engineer, Registered Interior Designer, where applicable as required by the State of Texas Engineering and Architect Practice Act.


REQUIRED DRAWINGS AND DOCUMENTS: (City Building Inspection Department may request additional information if necessary).

Drawings must be drawn to scale, dimensioned and of sufficient clarity.

1. Site plan ^(a)
2. Floor plans and roof plans
3. Exterior elevation
4. Door schedules, window schedules, hardware schedules
5. Construction details; interior elevations and interior finish schedules
6. Structural plans must include: foundation plans, roof and floor framing plans, wall sections, and details
7. Mechanical, electrical and plumbing site plans and schedules
8. Plumbing plans (including riser diagram)
9. Mechanical plans
10. Electrical plans (including riser diagrams)
11. Certified Energy Compliance Report ^(b)
12. Asbestos Survey (for renovation or demolition permits) ^(c)
13. Texas Department of Licensing and Regulation architectural barriers project registration information ^(d)

NOTE:

- a. The Plat must be approved and the Site plan must be released by the Planning/Engineering Department before a permit will be issued.
- b. U.S. Department of Energy, www.energycodes.org
- c. Texas Department of Health, Asbestos Program Branch [1-512-834-6600, www.dshs.state.tx.us/asbestos]
- d. Texas Department of Licensing and Regulation [1-800-803-9202, www.license.state.tx.us]



Phone: (979) 478-6712

Fax: (979) 478-7537

6810 Guyler, Bldg. B

Wallis, Texas 77485

Commercial Permit Application

Building Permit Number: _____		Valuation: _____	
Project Address: _____		Zoning District: _____	
Project Description: New <input type="checkbox"/> Addition <input type="checkbox"/> Remodel <input type="checkbox"/> Finishout <input type="checkbox"/> Sign <input type="checkbox"/> Plumbing <input type="checkbox"/> Mechanical <input type="checkbox"/> Electrical <input type="checkbox"/> Other <input type="checkbox"/>		Square Foot: _____	
Scope of Work: _____			
IS THIS PROPERTY IN A FLOODPLAIN: <input type="checkbox"/> Yes <input type="checkbox"/> No <i>If yes, provide Flood Plain Certificate</i>			

Owner Information:		
Name: _____	Contact Person: _____	
Address: _____		
Phone #: _____	Mobile #: _____	Email: _____

Engineer	Contact Person	Phone Number	Email:
Architect	Contact Person	Phone Number	Email:
General Contractor	Contact Person	Phone Number	Contractor License Number <input type="checkbox"/>
Mechanical Contractor	Contact Person	Phone Number	Contractor License Number <input type="checkbox"/>
Electrical Contractor	Contact Person	Phone Number	Contractor License Number <input type="checkbox"/>
Plumbing Contractor	Contact Person	Phone Number	Contractor License Number <input type="checkbox"/>

A permit becomes null and void if work or construction authorized is not commenced within 180 days, or if construction or work is suspended or abandoned for a period of 180 days at any time after work is commenced. All permits require final inspection.

It shall be unlawful to use or occupy or permit the use or occupancy of any building or premises created, erected, changed, converted or altered or enlarged in its use or structure until a Certificate of Occupancy shall have been issued by the administrative official.

I hereby certify that I have read and examined this application and know the same to be true and correct. All provisions of laws and ordinances governing this type of work will be complied with whether specified or not. The granting of a permit does not presume to give authority to violate or cancel the provisions of any other state or local law regulating construction or the performance of construction.

Signature of Applicant: _____ Date: _____


OFFICE USE ONLY:

Approved by: _____	Date approved: _____
--------------------	----------------------

Building Permit Fee: _____
 Plan Review Fee: _____
 Plumbing Permit Fee: _____
 Electric Permit Fee: _____
 Mechanical Permit Fee: _____

Total Permit Fees: _____
 Received By: _____
 Date: _____
 BV Project #: _____

6810 Guyler, Building B
Wallis, Texas 77485



Phone: (979) 478-6712
Fax: (979) 478-7537

CONTRACTOR REGISTRATION FORM

TYPE OF CONTRACTOR LICENSE

ELECTRICAL CONTRACTOR
 MASTER ELECTRICIAN
 JOURNEYMAN ELECTRICIAN
 MASTER SIGN ELECTRICIAN

MECHANICAL (HVAC)
 IRRIGATOR (LANDSCAPE)
 BACKFLOW *(special form required)*

MASTER PLUMBER
 JOURNEYMAN PLUMBER

OTHER
 THIRD PARTY ENERGY PROVIDER

CONTRACTOR INFORMATION

COMPANY NAME: _____ PHONE: _____

COMPANY ADDRESS: _____

CITY, STATE, ZIP: _____

LICENSEE NAME: _____

LICENSEE NUMBER: _____ PHONE: _____

ADDRESS (MAILING): _____

CITY, STATE, ZIP: _____

SIGNATURE: _____ DATE: _____

PLEASE PROVIDE COPY OF DRIVER'S LICENSE AND STATE LICENSE