

Residential New Home Building Requirements

This document is not meant to modify any Federal or State laws or City Ordinances. It is intended to be informative and to be used as a guideline. Where circumstances of a particular job differ from these procedures, the decision of the Building Department will prevail.

Building Permit

Before a building permit will be issued, all plans and documents related to the permit application must be approved by the Building Department and Floodplain Administrator. Approved permits must be picked up at the City Hall prior to work beginning and retained on site during construction. Permit becomes void if construction does not commence within 90 days from permit issuance.

A permit fee must be paid upon submission of the building permit application for all new residential construction. All permit fees are non-refundable.

All Contactors performing work within the Village jurisdiction must be registered with the City and provide proof of liability insurance.

Plan Review

The City will verify submittal documents are complete and forward to Bureau Veritas for Plan Review. Bureau Veritas will contact the applicant directly if additional information and/or documents are required and to discuss any noncompliance or deviation from City zoning and adopted Code requirements. You may contact Bureau Veritas' Plano Plan Review Department for the status of your permit at (469) 241-1834/toll free (800) 906-7199.

Inspections

Inspections received by 5:00 p.m. Monday – Friday will be performed the next business day. Inspections related to building construction must be called into Bureau Veritas at (877) 837-8775 or faxed to (877) 837-8859. Inspection requests can also be emailed to: inspectionstx@us.bureauveritas.com

Permit packet that includes the approved plans and documents and all inspection tickets must be on site at the time of inspection.

The building final inspection must be passed and Certificate of Occupancy issued prior to occupancy of building.


Construction Site

A temporary property address must be posted at the front of the lot and readable from the street. Permanent street numbers must be displayed before final inspection.

A portable sanitary restroom for your workers MUST be on your property until the final inspections are approved.

A trash receptacle constructed to prevent construction trash from blowing or scattering from the jobsite/property shall be maintained until job completion. NO construction material, debris, or sanitary restroom facility shall be placed or stored in the public right-of-way or drainage areas at any time.

Erosion control must be in place prior to the first inspection.



New Residential Permit Submittal Requirements

CONSTRUCTION DOCUMENT SUBMITTALS: Two (2) copies of complete set of construction documents are required for plan review. Construction documents must be submitted along with a completed permit application form.

Site plans (plot plans) drawn to a scale of 1" = 20'. Site plans must show lot dimensions, footprint of building and distance from building to property lines, platted building lines, driveways, all easements, and the address and legal description of the lot.

Floor plans drawn to a scale of 1/4" = 1'. Floor plans must show all dimensions, room names, size and type of windows and doors, cabinets and fixtures, and ceiling heights.

Exterior elevation plans drawn to a scale of 1/4" = 1'. Exterior elevation plans must show exterior materials, windows and doors, roof slopes, chimneys, and overhangs.

Structural plans, where required, drawn to a scale of 1/4" = 1'. Structural plans must show second floor framing, ceiling framing, roof framing, headers, and beams.

Foundation plans (must be sealed by a State of Texas Licensed Engineer or Foundation Detail (Reference IRC) drawn to a scale of 1/4" = 1'. Foundation plans must show all dimensions, location and spacing of beams, location of post-tensioning cables (if applicable), location and sizes of rebar (if applicable), concrete specifications, slab thickness, beam sizes and details, post-tensions cable details (if applicable), other notes and requirements by the Engineer, and the address and legal description of the lot.

Engineer's foundation design letters. Letters must include a statement that the foundation has been designed specifically for soil conditions of listed lot and that design is in accordance with the building code, must be sealed by the State of Texas Licensed Engineer that designed the foundation plans, and must show the address and legal description of the lot.


Masonry on Wood details, if applicable. Masonry on wood details must be sealed by a State of Texas Licensed Engineer or built to the International Residential Code details.

Electrical plans (may be combined with floor plan) drawn to a scale of 1/4" = 1'. Electrical plans must show location of receptacles and other outlets, exhaust fans, smoke detectors, light fixtures, service equipment and panels.

Plumbing plans (may be combined with floor plan) drawn to a scale of 1/4" = 1'. Plumbing plans must show location of fixtures, water heaters, and gas outlets.

Energy Compliance Report – ResCheck, Remrate, or IC3 report accepted. (www.energycodes.gov)

NOTE: A Form Survey sealed by a State of Texas Licensed Surveyor will be required to be on site for the Plumbing Rough Inspection.



New Residential Plan Review Checklist

Address: _____ Date Received: _____

The City of Wallis has adopted the 2006 International Building, Residential, Plumbing, Mechanical, Fuel / Gas and Energy Conservation Codes and the 2005 National Electrical Code. Prior to permit issuance, all properties must have an approved plat and site plan released from the Zoning Administrator. Permit Application with an original signature must be complete and submitted with the following information:

- _____ (2) **Site Plans to include:** (Must submit a filed plat of lot)
 - Legal Description (lot, block, subdivision)
 - North area and scale
 - Property lines and lot dimensions
 - All easements
 - Proposed structure and all existing buildings
 - Driveways and sidewalk dimensions
 - Setbacks for front, rear and sides of house must be shown on site plan

- _____ **OSSF documentation, if applicable**


- _____ (2) **Residential Energy Code Compliance Report - Rescheck, IC3 report and Energy Star reports accepted.** www.energycodes.org

- _____ (2) **Foundation Plans** - Conventional Rebar Slab Foundation – Regionally Accepted Practices – Foundation Detail (Reference IRC) **or** Engineered plans or Post Tension Foundation – Engineered Foundation plans and letter. Must state foundation was designed for the soil conditions on that particular lot and the design criteria of the IRC.

- _____ (2) **Sets of house plans** to include: floor plan, exterior elevations, roof design, mechanical design, electrical design, plumbing design, construction details, window/door schedule, masonry on wood details, sheer wall details.

- _____ **Driveway approaches and drainage culverts** - Engineered plans
(Driveways accessing State Highways require a TXDOT permit)

- _____ **Contractor Registration required for General, Electrician, Plumber, Mechanical, Irrigator, and Backflow Tester.**



Residential New Home Inspections

Please contact Bureau Veritas to request inspection(s). Any of our permit technicians can assist you. Inspections requested by 5:00 pm Monday – Friday will be performed the next business day. Inspection requests can also be faxed to the Bureau Veritas office.

Phone: (817) 335-8111 / toll free (877) 837-8775
Fax: (817) 335-8110 / toll free (877) 837-8859

Inspection requests can be emailed to: inspectionstx@us.bureauveritas.com

Inspections for each group below must be called in at the same time.

Plumbing Rough - All inspections in this group must be requested at same time

Water Service

Yard Sewer

Form Survey – Must be in permit packet for inspection to be passed

Foundation - Engineered Foundation letter is acceptable, but must be in packet at time of frame inspection

Electric Rough - All inspections in this group must be requested at same time

Mechanical Rough

Gas Rough Piping /Test

Plumbing Top-out

Frame

Energy Insulation - If using a Third party energy inspection company, results to be placed in permit packet.

Construction Electric and Gas Final - Meters will be released by city

Electrical Final - All inspections in this group must be requested at same time

Mechanical Final


Plumbing Final

Energy Final – If using a Third party energy company, results to be placed in permit packet.

Customer Service Inspection Form - Will be completed by inspector

Building Final

Temporary Pole and Flatwork - Can be called in at any time during construction.



Phone: (979) 478-6712

Fax: (979) 478-7537

6810 Guyler, Bldg. B

Wallis, Texas 77485

Residential Permit Application

Building Permit Number: _____		Valuation: _____	
Project Address: _____		Zoning District: _____	
Lot: _____	Block: _____	Subdivision: _____	
Project Description:	NEW SFR <input type="checkbox"/>	SFR REMODEL/ADDITION <input type="checkbox"/>	SPECIFY OTHER: _____
	PLUMBING <input type="checkbox"/>	MECHANICAL <input type="checkbox"/>	ELECTRICAL <input type="checkbox"/>
	ACCESSORY BUILDING <input type="checkbox"/>	LAWN IRRIGATION <input type="checkbox"/>	SWIMMING POOL <input type="checkbox"/>
			DEMO <input type="checkbox"/>
			FENCE <input type="checkbox"/>
Description of Work: _____			
Area Square Feet:	Covered		
Living: _____	Porch: _____	Total: _____	Number of stories: _____
IS THIS PROPERTY IN A FLOODPLAIN: <input type="checkbox"/> Yes <input type="checkbox"/> No		<i>If yes, provide Flood Plain Certificate</i>	

Owner Information: _____			
Name: _____		Contact Person: _____	
Address: _____			
Phone #: _____	Mobile #: _____	Email: _____	

General Contractor	Contact Person	Phone Number	Contractor License Number <input type="checkbox"/>
Mechanical Contractor	Contact Person	Phone Number	Contractor License Number <input type="checkbox"/>
Electrical Contractor	Contact Person	Phone Number	Contractor License Number <input type="checkbox"/>
Plumber/Irrigator	Contact Person	Phone Number	Contractor License Number <input type="checkbox"/>
TPO Energy Provider	Contact Person	Phone Number	Contractor License Number <input type="checkbox"/>

A permit becomes null and void if work or construction authorized is not commenced within 180 days, or if construction or work is suspended or abandoned for a period of 180 days at any time after work is commenced. All permits require final inspection.

I hereby certify that I have read and examined this application and know the same to be true and correct. All provisions of laws and ordinances governing this type of work will be complied with whether specified or not. The granting of a permit does not presume to give authority to violate or cancel the provisions of any other state or local law regulating construction or the performance of construction.

Signature of Applicant: _____ Date: _____


OFFICE USE ONLY:

Approved by: _____	Date approved: _____
--------------------	----------------------

Building Permit Fee: _____
 Plan Review Fee: _____
 Plumbing Permit Fee: _____
 Electric Permit Fee: _____
 Mechanical Permit Fee: _____

Total Permit Fees: _____
 Received By: _____
 Date: _____
 BV Project #: _____

6810 Guyler, Building B
Wallis, Texas 77485



Phone: (979) 478-6712
Fax: (979) 478-7537

CONTRACTOR REGISTRATION FORM

TYPE OF CONTRACTOR LICENSE

ELECTRICAL CONTRACTOR
 MASTER ELECTRICIAN
 JOURNEYMAN ELECTRICIAN
 MASTER SIGN ELECTRICIAN

MASTER PLUMBER
 JOURNEYMAN PLUMBER

MECHANICAL (HVAC)
 IRRIGATOR (LANDSCAPE)
 BACKFLOW (*special form required*)

OTHER
 THIRD PARTY ENERGY PROVIDER

CONTRACTOR INFORMATION

COMPANY NAME: _____

PHONE: _____

COMPANY ADDRESS: _____

CITY, STATE, ZIP: _____

LICENSEE NAME: _____

LICENSEE NUMBER: _____

PHONE: _____

ADDRESS (MAILING): _____

CITY, STATE, ZIP: _____

SIGNATURE: _____

DATE: _____

PLEASE PROVIDE COPY OF DRIVER'S LICENSE AND STATE LICENSE